

Modular Cooking Range Line thermaline 80 - Half Module Electric Fry Top, 1 Side with Backsplash

ITEM # _____
 MODEL # _____
 NAME # _____
 SIS # _____
 AIA # _____



- 588057 (MAHMABDOAO)** Electric fry top with smooth chrome plate, one-side operated with backsplash
- 588065 (MAHNABDOAO)** Electric fry top with ribbed chrome plate, one-side operated with backsplash

Short Form Specification

Item No. _____

Unit constructed according to DIN 18860_2 with 20 mm drop nose top. Internal frame for heavy duty sturdiness in 2 mm and 3 mm in 1.4301 (AISI 304). 2 mm top in 1.4301 (AISI 304). Flat surface construction, easily cleanable. THERMODUL connection system enables seamless worktop when units are connected and avoids soil penetrating. Chromium-plated mild steel cooking surface with non-stick finishing for optimal grilling. Stainless steel high splash guards on the rear and sides. Powerblock heating system for optimal temperature distribution. Large drain hole allows draining of cooking juices into a large collector. Overheat protection switches off the supply in case of overheating. Standby function saves energy and quickly recovers maximum power. Metal knobs with embedded hygienic silicon "soft" grip enable easier handling and cleaning. IPX5 water resistant certification.

Configuration: One-side operated top with backsplash. The base needs to be supplied by the factory. Please include appropriate base.

Main Features

- Large drain hole on cooking surface permits the draining of residual cooking juices into a large collector placed under the cooking surface.
- Overheat protection: a temperature sensor switches off the supply in case of overheating.
- Stainless steel high splash guards on the rear and sides of cooking surface.
- Units have separate controls for each half module of the cooking surface.
- All major components may be easily accessed from the front.
- THERMODUL connection system creates a seamless work top when units are connected to each other thus avoiding soil penetrating vital components and facilitating the removal of units in case of replacement or service.
- Metal knobs with embedded hygienic silicon "soft" grip for easier handling and cleaning. The special design of the controls prevent infiltration of liquids or soil into vital components.
- Large visible digital display manufactured in tempered glass to resist heat and chemicals, showing temperatures or power settings. The display also shows on/off status of the appliance and on/off status of the heating elements.
- Powerblock heating system for optimal temperature distribution.

Construction

- 2 mm top in 1.4301 (AISI 304).
- Unit constructed according to DIN 18860_2 with 20 mm drop nose top and 70 mm recessed plinth.
- Flat surface construction with minimal hidden areas to easily clean all surfaces
- Internal frame for heavy duty sturdiness in 2 mm and 3 mm in 1.4301 (AISI 304).
- IPX5 water resistance certification.
- Cooking surface in chromium-plated mild steel with non-stick finishing for optimum grilling results.
- Unit constructed according to DIN 18860_2 with 20 mm drop nose top.
- Cooking surface to be completely smooth or completely ribbed.

Sustainability

- Standby function for energy saving and fast recovery of maximum power.

APPROVAL: _____

Optional Accessories

- Connecting rail kit for appliances with backsplash, 800mm PNC 912497
- Portioning shelf, 400mm width PNC 912522
- Portioning shelf, 400mm width PNC 912552
- Folding shelf, 300x800mm PNC 912577
- Folding shelf, 400x800mm PNC 912578
- Fixed side shelf, 200x800mm PNC 912583
- Fixed side shelf, 300x800mm PNC 912584
- Fixed side shelf, 400x800mm PNC 912585
- Connecting rail kit for appliances with backsplash: modular 80 (on the left), ProThermetic tilting (on the right), ProThermetic stationary (on the left) to ProThermetic tilting (on the right) PNC 912977
- Connecting rail kit for appliances with backsplash: modular 80 (on the right), ProThermetic tilting (on the left), ProThermetic stationary (on the right) to ProThermetic tilting (on the left) PNC 912978
- Back panel, 400x700mm, for tops and units with backsplash PNC 913009
- Back panel, 400x800mm, for tops and units with backsplash PNC 913022
- Endrail kit, flush-fitting, with backsplash, left PNC 913113
- Endrail kit, flush-fitting, with backsplash, right PNC 913114
- Scraper for smooth plates (only for 588057) PNC 913119
- Scraper for ribbed plates (only for 588065) PNC 913120
- Endrail kit (12.5mm) for thermaline 80 units with backsplash, left PNC 913204
- Endrail kit (12.5mm) for thermaline 80 units with backsplash, right PNC 913205
- U-clamping rail for back-to-back installations with backsplash PNC 913226
- - NOT TRANSLATED - PNC 913230
- - NOT TRANSLATED - PNC 913244
- - NOT TRANSLATED - PNC 913663
- - NOT TRANSLATED - PNC 913676

ACC_CHEM

- *NOT TRANSLATED* PNC 0S2292

Electric

- ☐ **Supply voltage:** 400 V/3N ph/50/60 Hz
- ☐ **Total Watts:** 5.1 kW

Key Information:

- ☐ **Cooking Surface Depth:** 615 mm
- ☐ **Cooking Surface Width:** 300 mm
- ☐ **Working Temperature MIN:** 80 °C
- ☐ **Working Temperature MAX:** 280 °C
- ☐ **External dimensions, Width:** 400 mm
- ☐ **External dimensions, Depth:** 800 mm
- ☐ **External dimensions, Height:** 250 mm
- ☐ **Net weight:** 69 kg
- ☐ **Configuration:** One-Side Operated;Top
- ☐ **Cooking surface type:**
 - 588057 (MAHMABDOAO)** Smooth
 - 588065 (MAHNABDOAO)** Ribbed
 - Chromium Plated mild steel mirror
- ☐ **Cooking surface - material:** Chromium Plated mild steel mirror

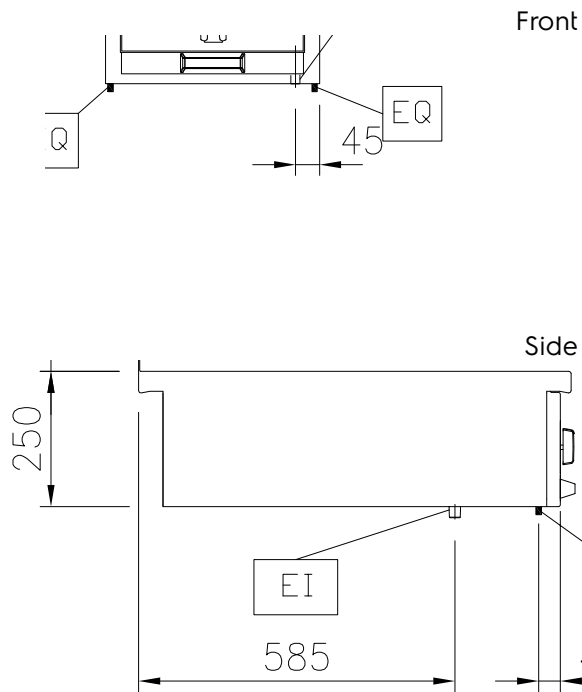
Sustainability

- ☐ **Current consumption:** 7.4 Amps

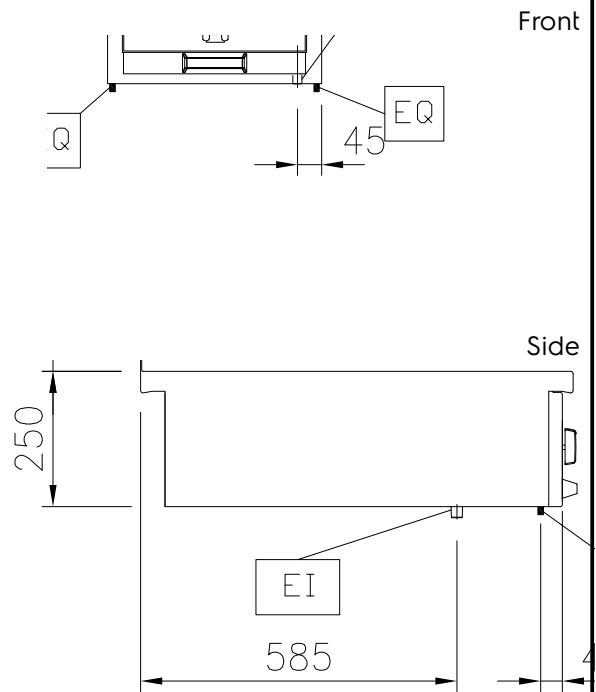
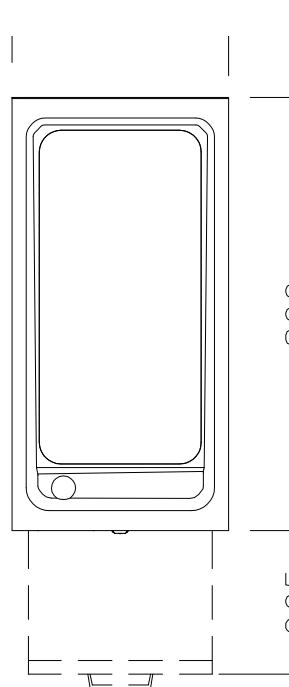


Electrolux
PROFESSIONAL

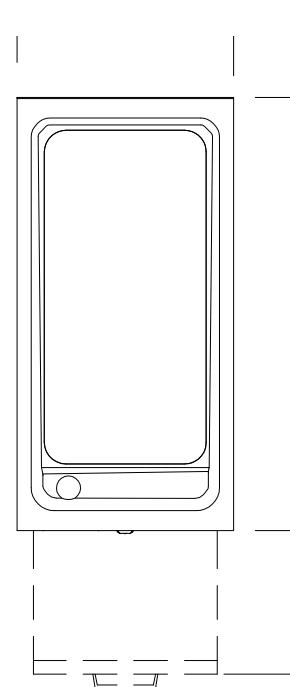
Modular Cooking Range Line thermaline 80 - Half Module Electric Fry Top, 1 Side with Backsplash



EI = Electrical inlet (power)
EQ = Equipotential screw



EI = Electrical inlet (power)
EQ = Equipotential screw



Modular Cooking Range Line
thermaline 80 - Half Module Electric Fry Top, 1 Side with Backsplash

The company reserves the right to make modifications to the products
without prior notice. All information correct at time of printing.

2025.06.02